

Chandrapal Dadsena
Government College,
Pithora,
Mahasamund (C.G.)

Feedback Report

2019-20




Principal
Chandrapal dadsena Govt.
College Pithora
Distt-Mahasamund(C.G.)

STUDENT FEEDBACK 2019-20

SCORING			
4	3	2	1
A	B	C	D
Very good	Good	Satisfactory	Unsatisfactory

Questions Student-Academic Feedback form

Q. Code	Parameters
Q1	Depth of the course content including project work, if any
Q2	Extent of coverage of course
Q3	Applicability / relevance to real life situations
Q4	Learning value (in terms of knowledge, concepts, manual skills, and analytical abilities and broadening perspectives)
Q5	Clarity and relevance of textual reading material
Q6	Relevance of additional source material (online/library)
Q7	Extent of effort required by students
Q8	Provision of sufficient time for feedback
Q9	Overall rating

Questions Student-Faculty Feedback form

Q. Code	Parameters
Q1	Knowledge base of the teacher (as perceived by student)
Q2	Communication Skills (in terms of articulation and comprehensibility)
Q3	Sincerity / Commitment of the teacher
Q4	Interest generated by the teacher
Q5	Ability to integrate course material with environment/other issues, to provide a broader perspective
Q6	Ability to integrate content with other courses
Q7	Accessibility of the teacher in and out of the class (includes availability of the teacher to motivate further study and discussion outside class)
Q8	Ability to design quizzes/Tests/ assignments/ examinations and projects to evaluate students understanding of the course
Q9	Overall rating

Questions Teachers-Academic Feedback form

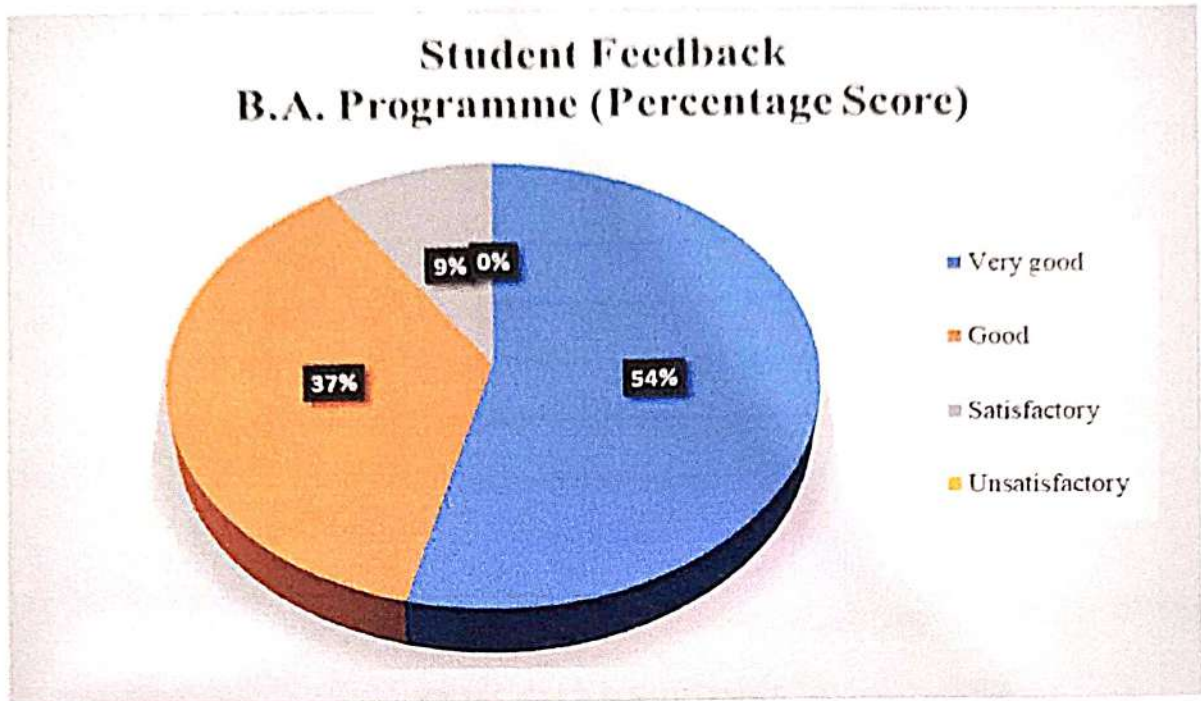
Q. Code	Parameters
Q1	Depth of the course content including project work, if any
Q2	Extent of coverage of course
Q3	Applicability / relevance to real life situations
Q4	Learning value (in terms of knowledge, concepts, manual skills, and analytical abilities and broadening perspectives)
Q5	Clarity and relevance of textual reading material
Q6	Relevance of additional source material (online/library)
Q7	Extent of effort required by students
Q8	Provision of sufficient time for feedback
Q9	Overall rating



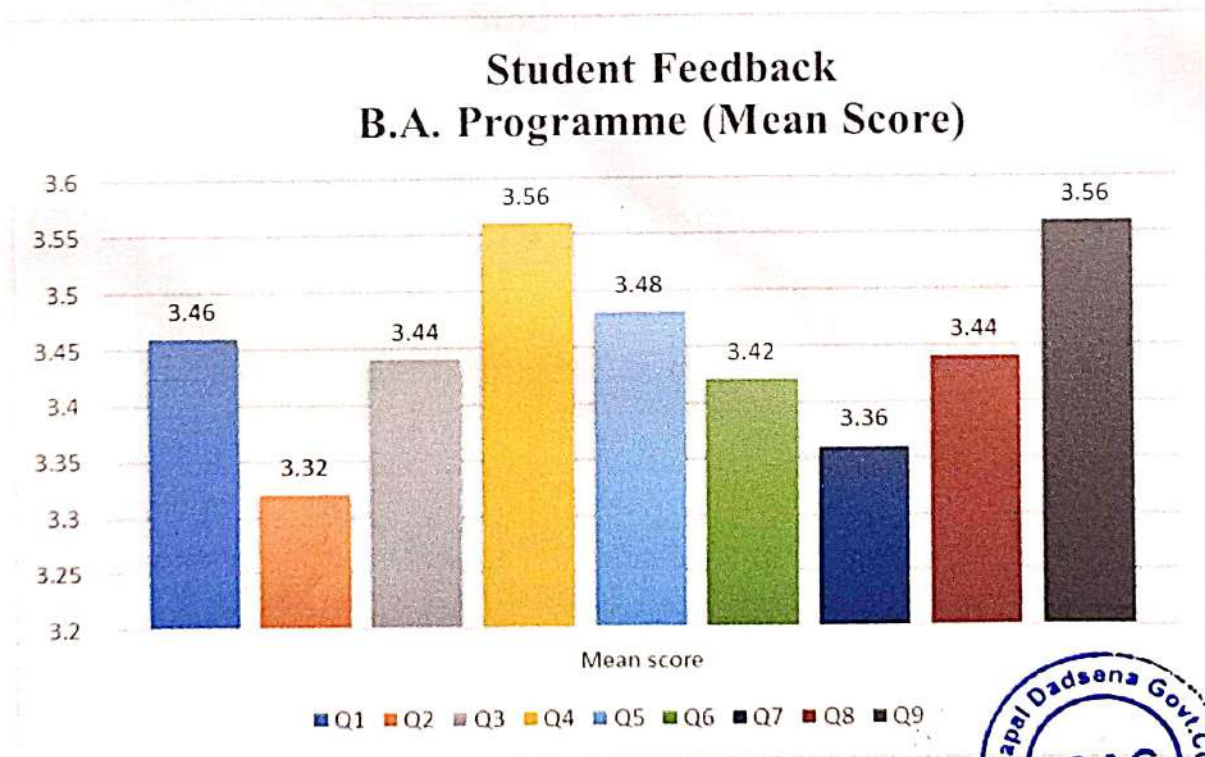
Result Analysis & Reports

No. of students participating – B.A. Programme (50) = Total 370

Student Feedback – B.A. Programme



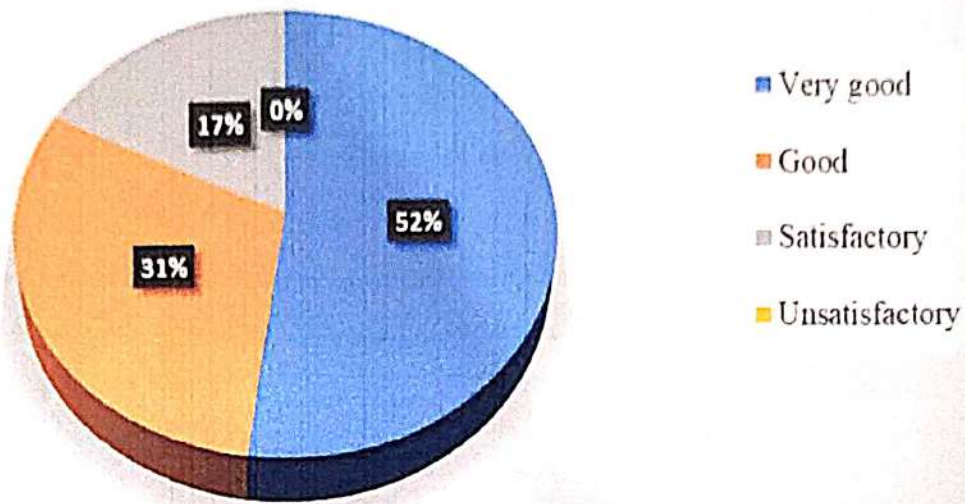
PERCENT RESPONSE



No. of students participating – B. COM (16) = Total 16

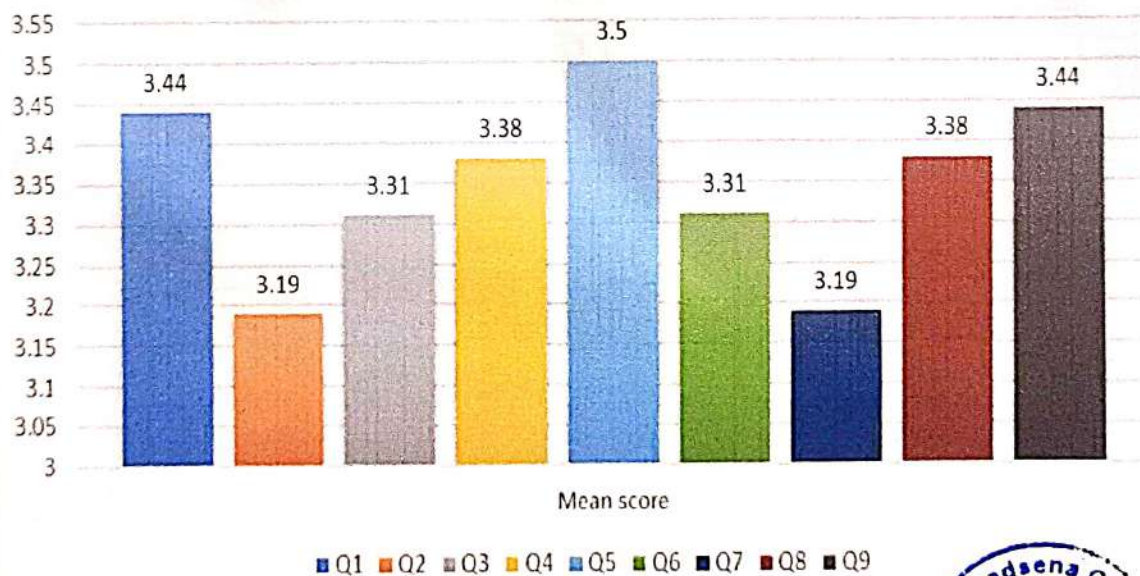
Student Feedback – B. COM Programme

**Student Feedback
B. COM (Percentage Score)**



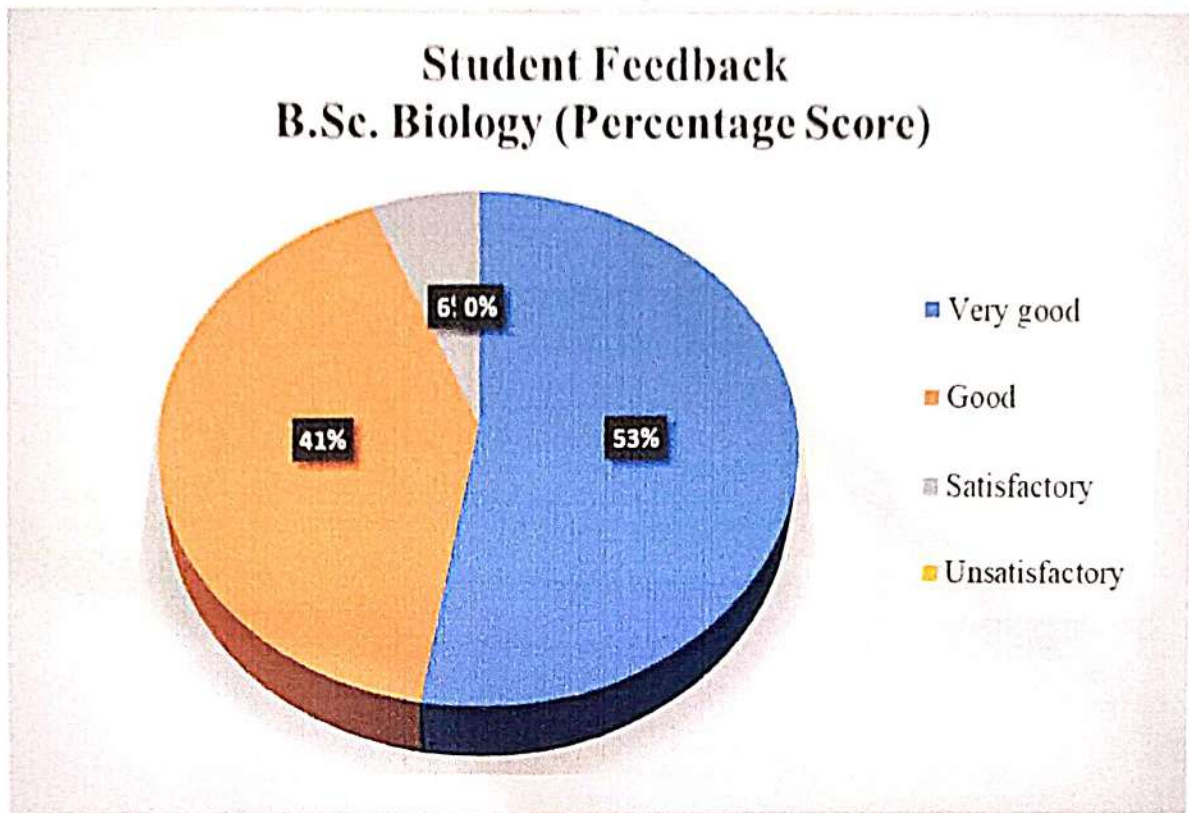
PERCENT RESPONSE

**Student Feedback
B. COM (Mean Score)**

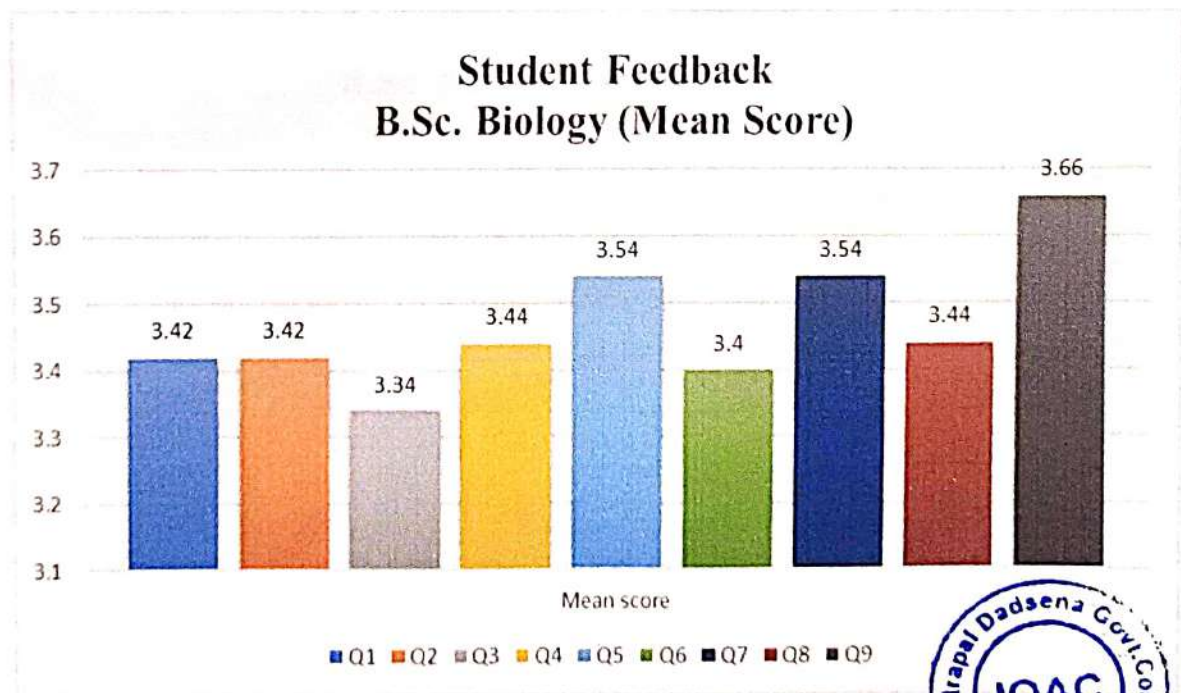


No. of students participating – B.Sc. Biology (50) = Total 75

Student Feedback – B.Sc. Biology

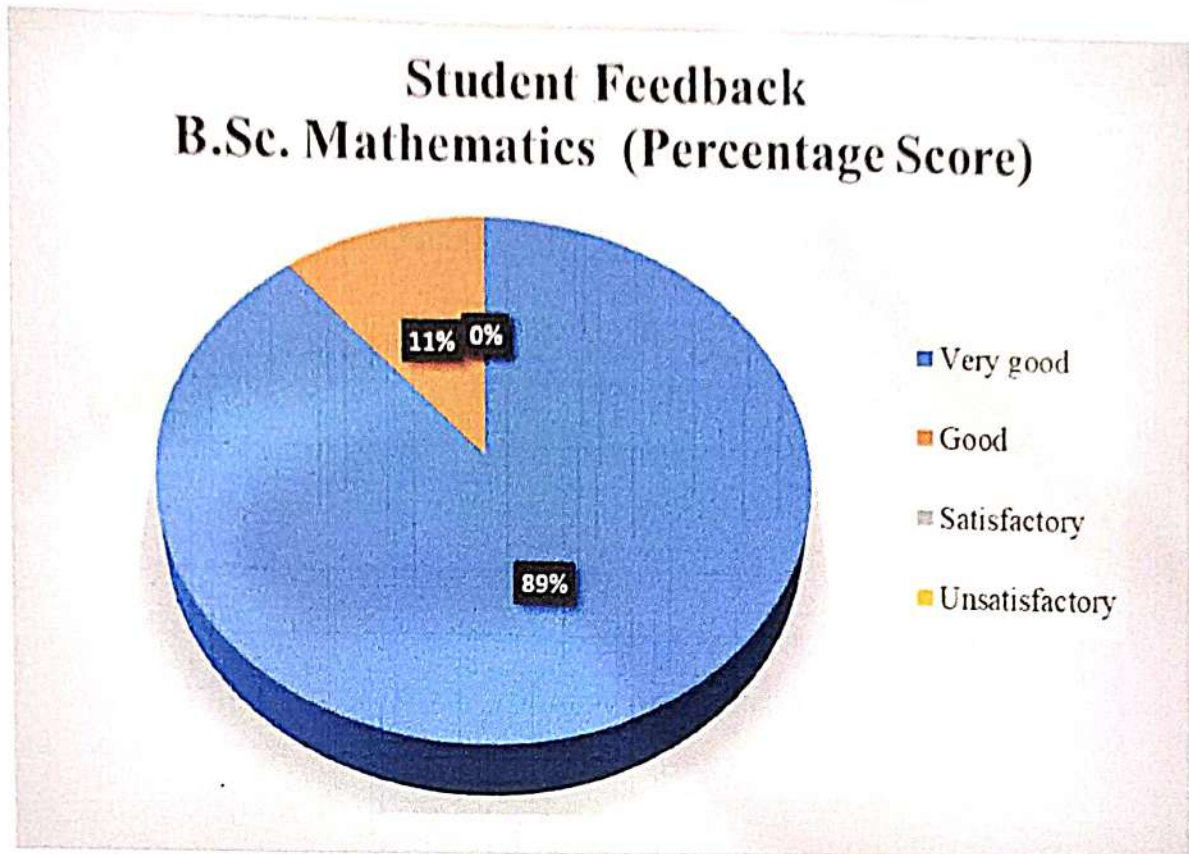


PERCENT RESPONSE

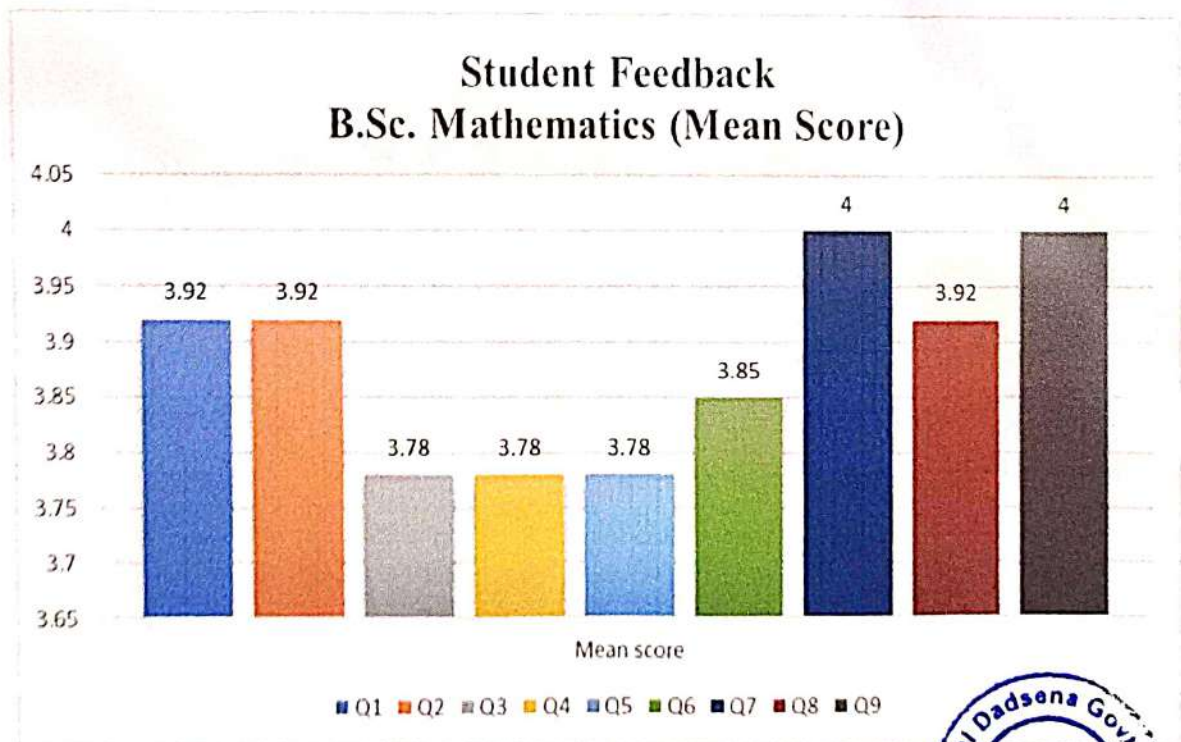


No. of students participating – B.Sc. Mathematics (14) = Total 14

Student Feedback – B.Sc. Mathematics

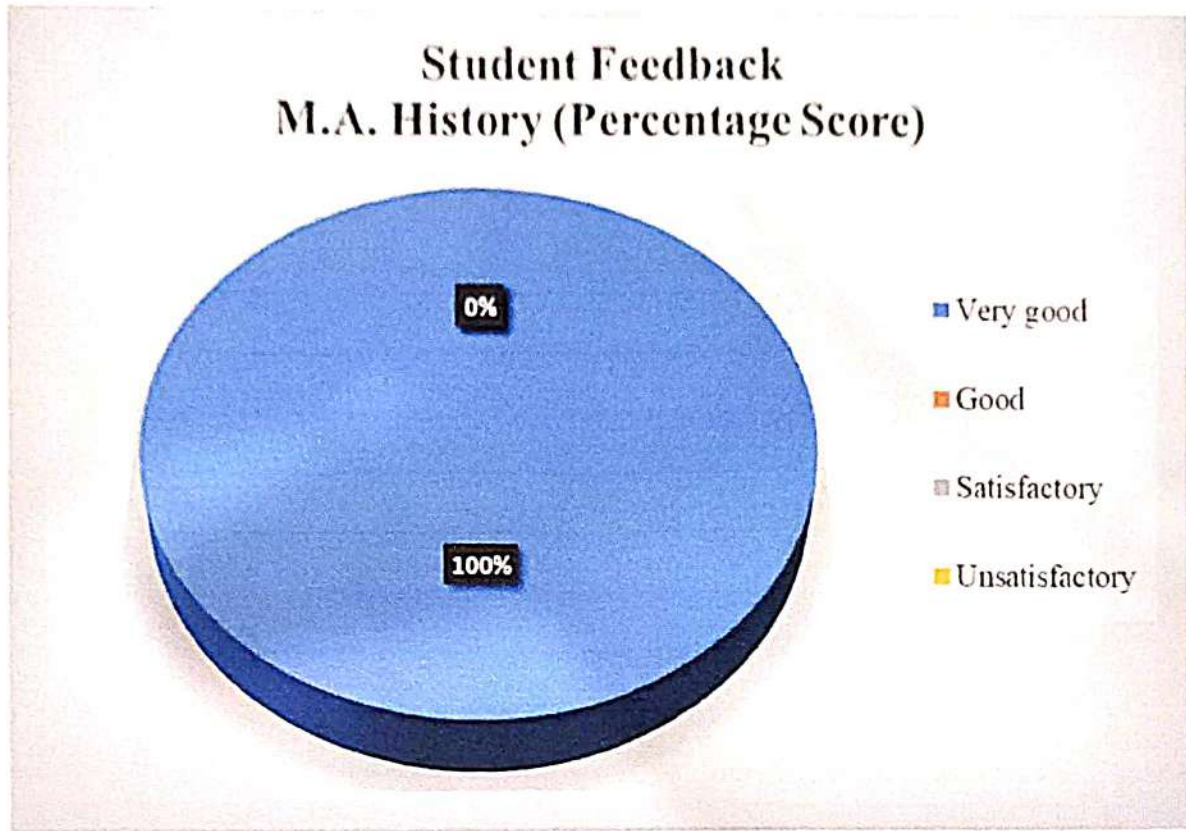


PERCENT RESPONSE

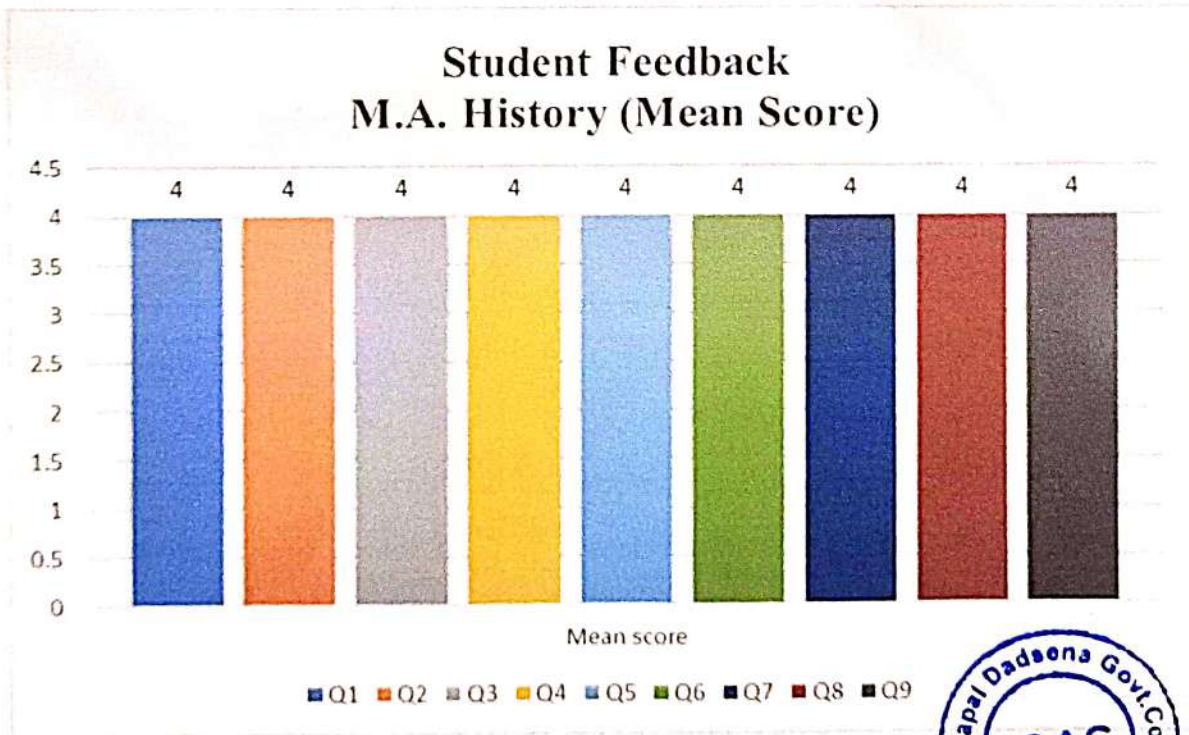


No. of students participating – M.A. History (6) = Total 6

Student Feedback – M.A. History

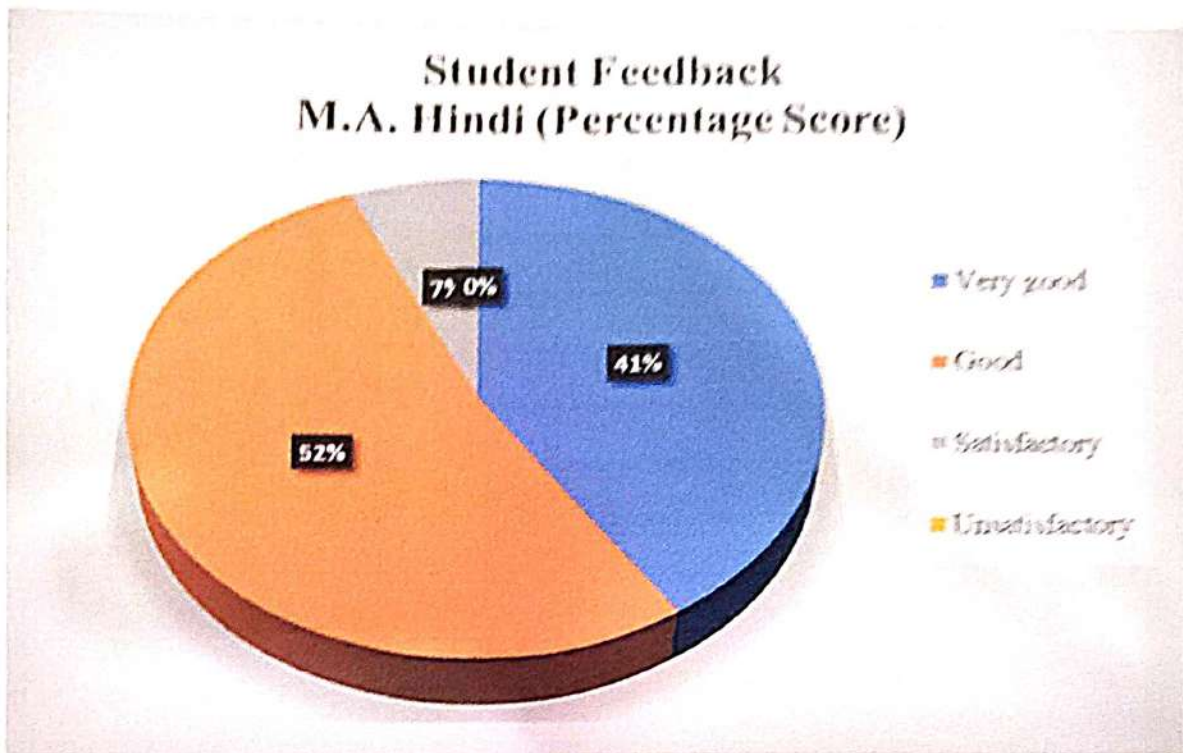


PERCENT RESPONSE

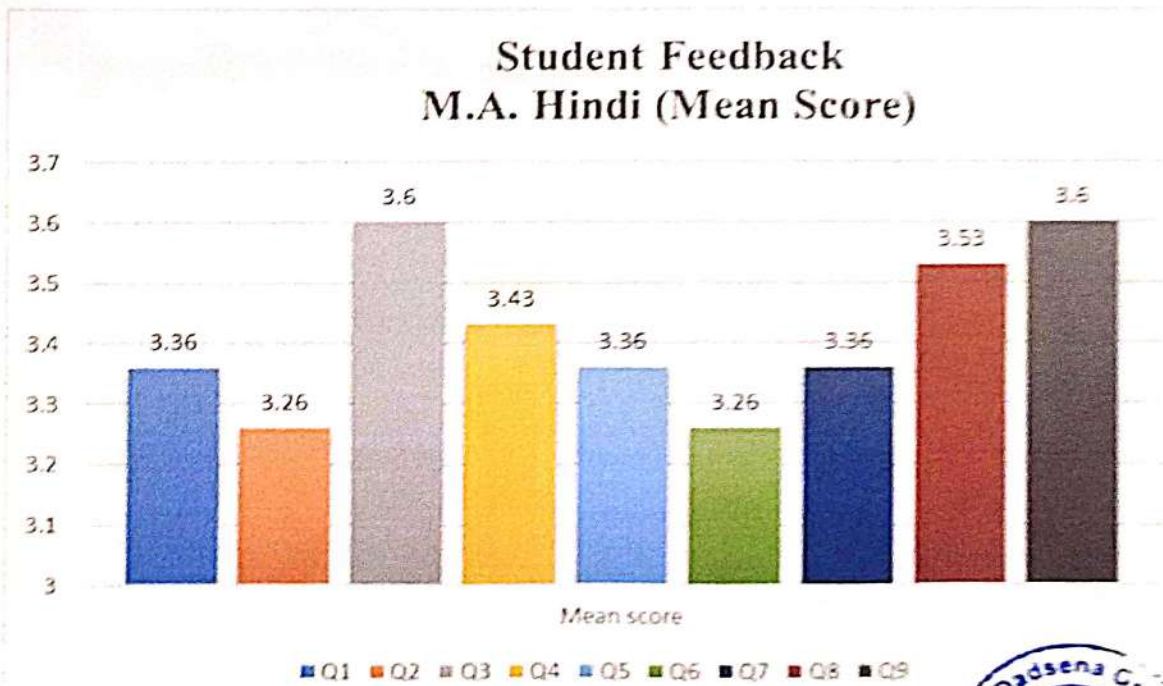


No. of students participating – M.A. Hindi (30) – Total 30

Student Feedback – M.A. Hindi

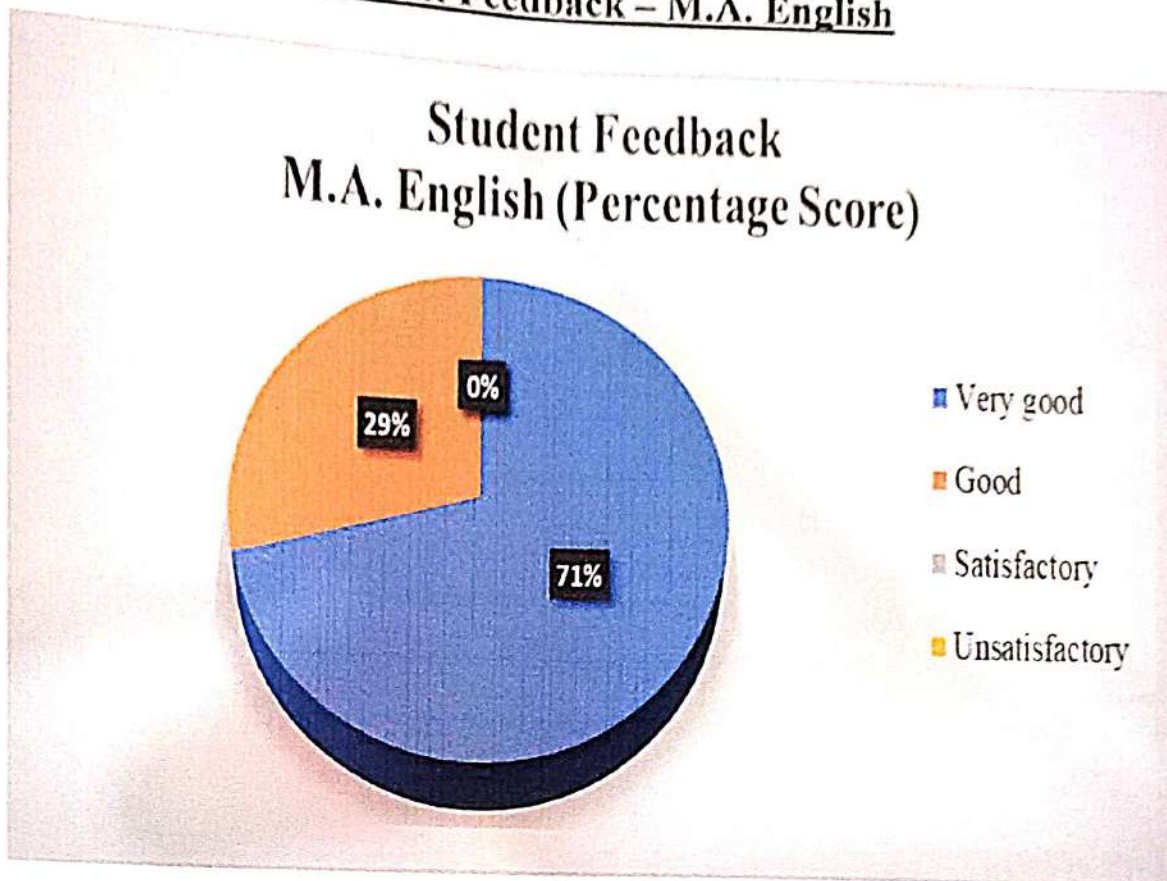


PERCENT RESPONSE

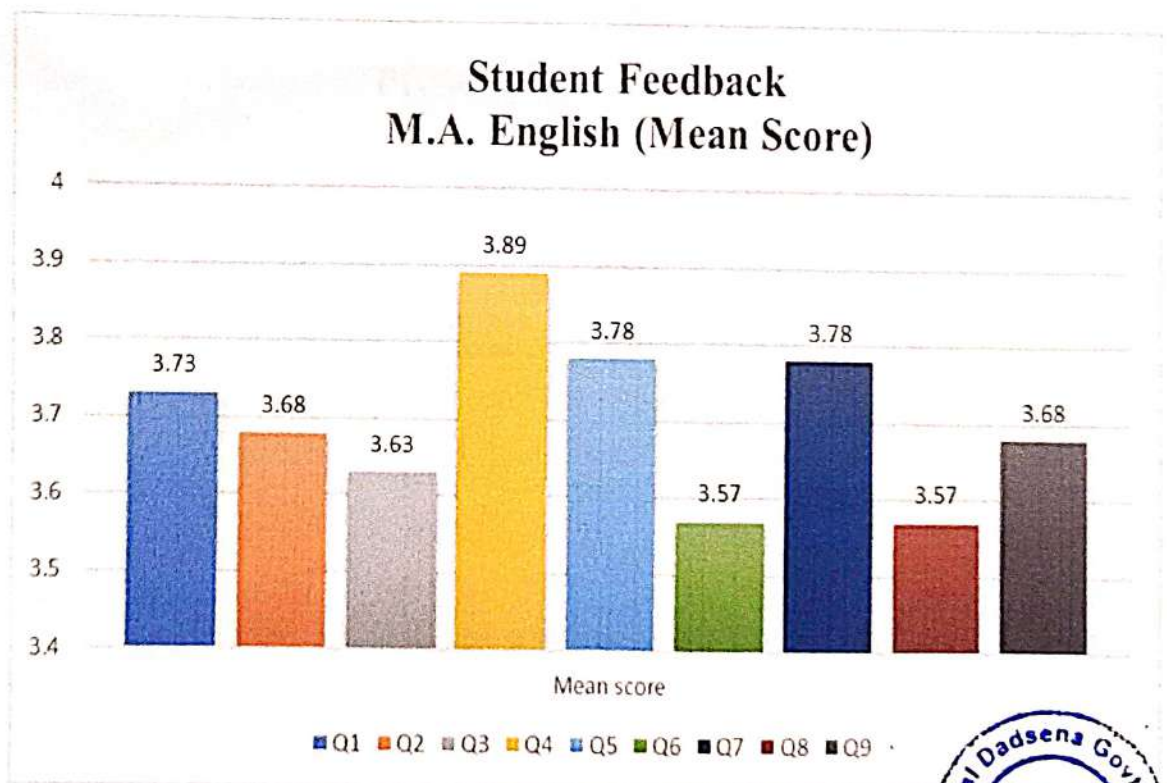


No. of students participating – M.A. English (19) = Total 19

Student Feedback – M.A. English

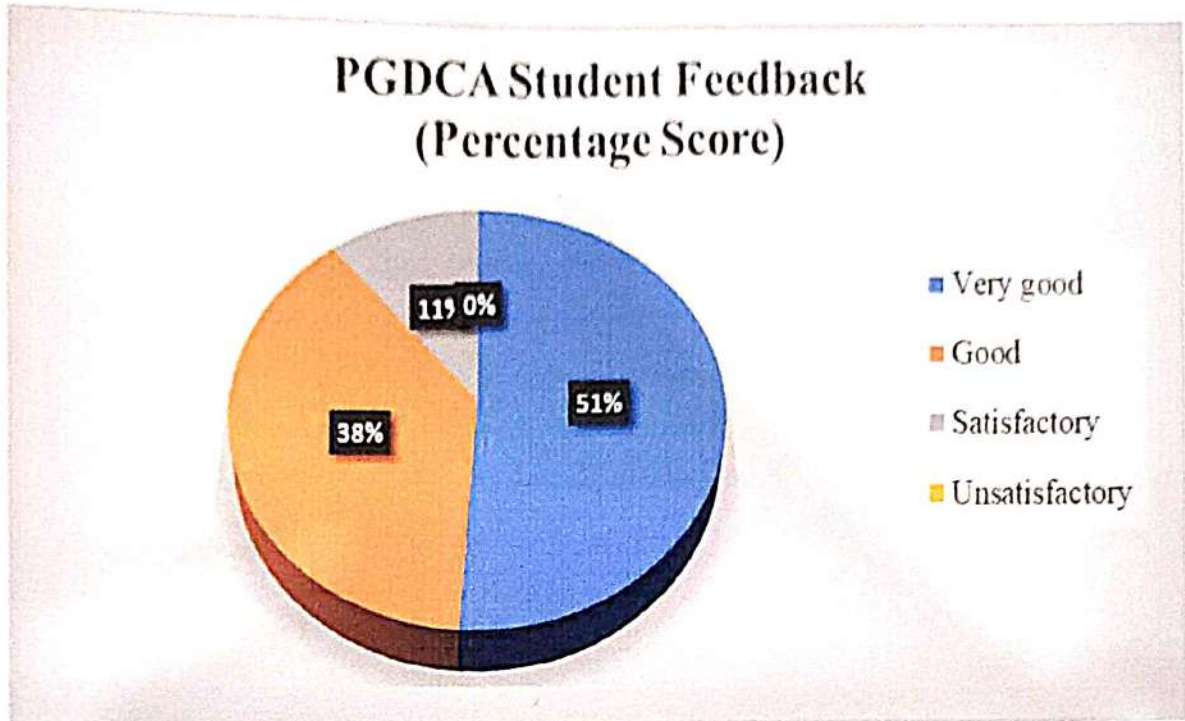


PERCENT RESPONSE

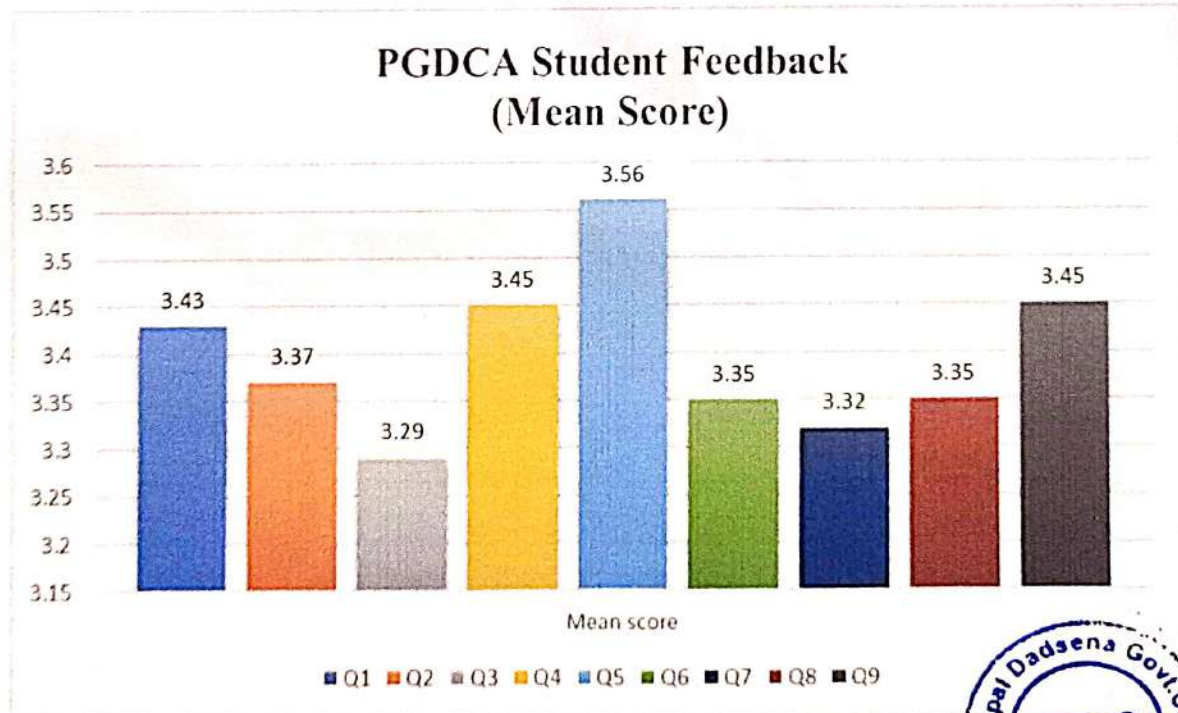


No. of students participating – P.G.D.C.A (37) = Total 60

Student Feedback - P.G.D.C.A

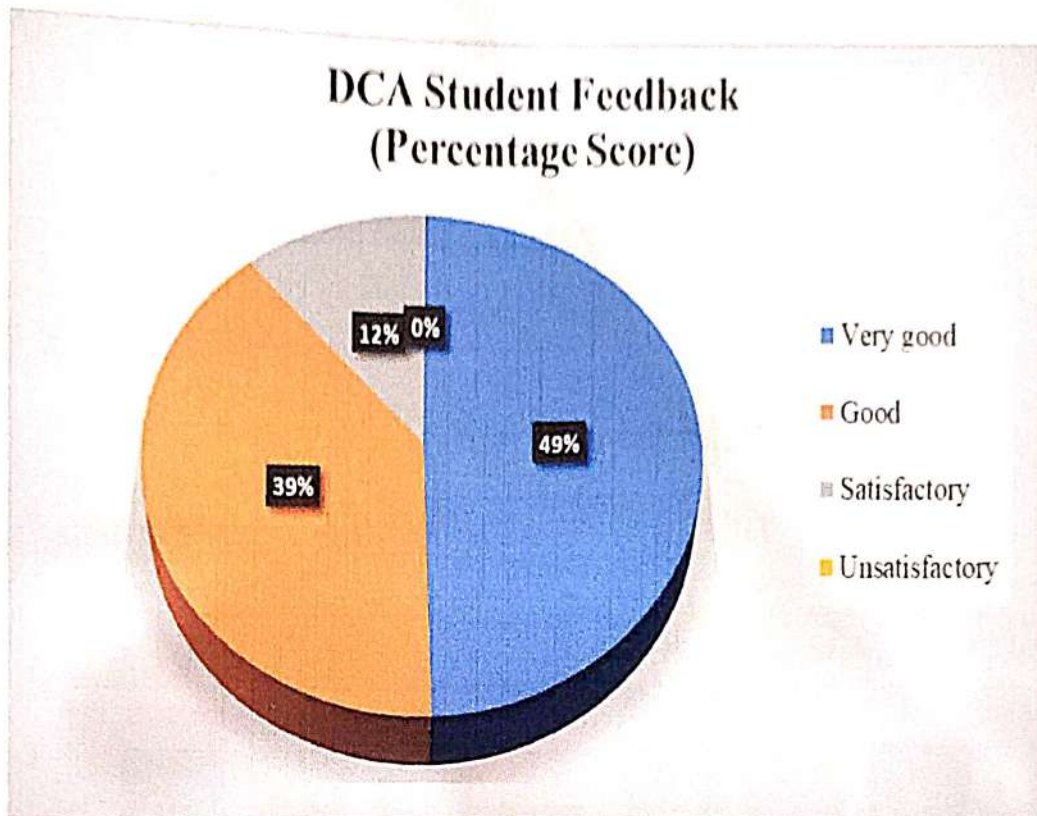


PERCENT RESPONSE

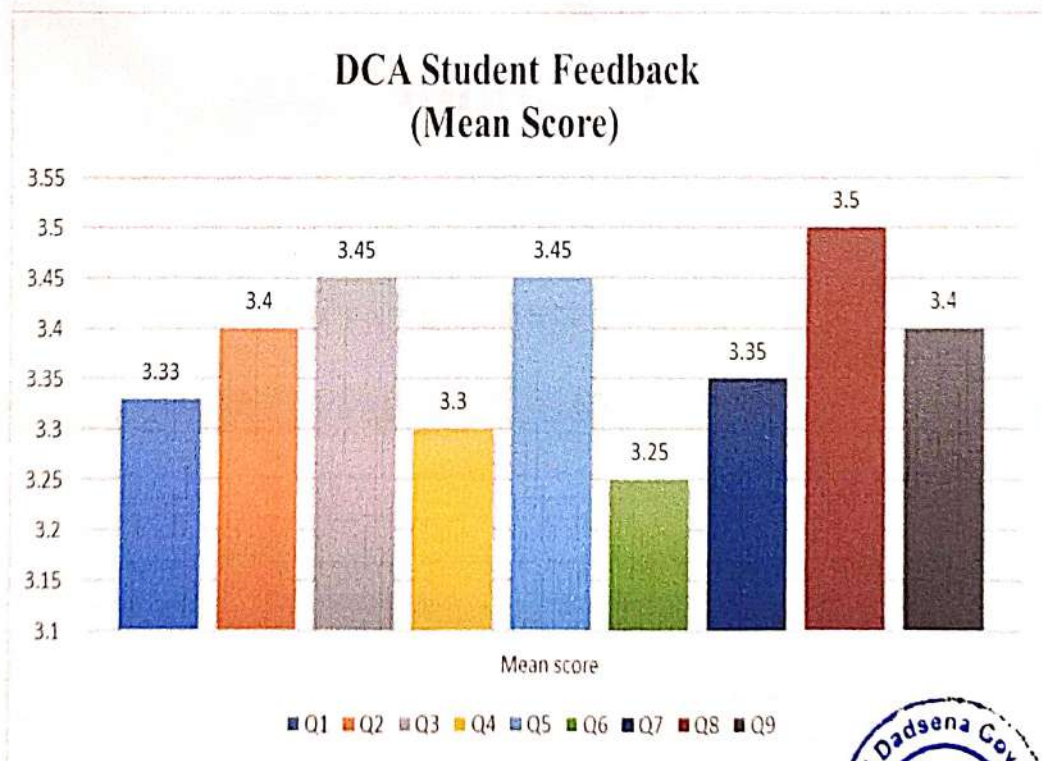


No. of students participating – D.C.A (20) =Total 25

Student Feedback - D.C.A



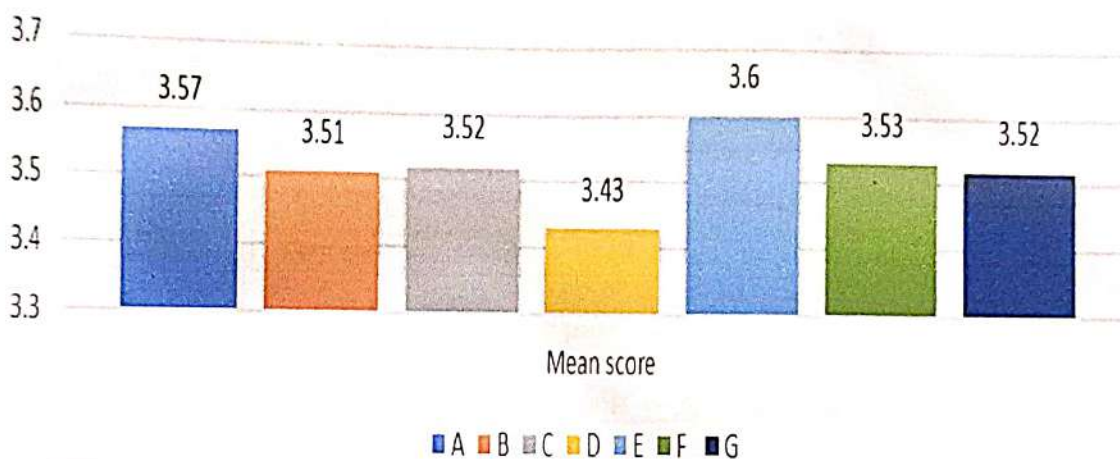
PERCENT RESPONSE



Faculty Student Feedback

Abbreviations	Name of Faculty	Mean Score
A	Dr. S. S. Tiwari	3.57
B	Dr. S. S. Diwan	3.51
C	Dr. P. K. Ravi	3.52
D	Dr. Shruti Jha	3.43
E	Dr. Pramila Nagwanshi	3.60
F	Smt. Pratima Chandrakar	3.53
G	Mr. Jitendra Kumar Patel	3.52

Faculty Student Feedback Faculty Overall Mean Score

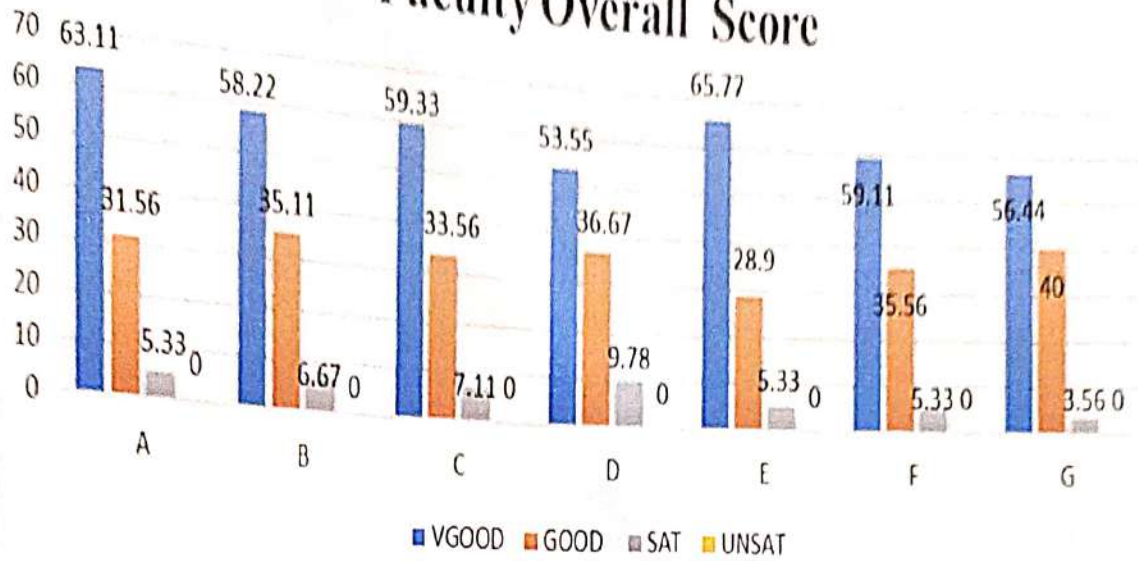


PERCENT RESPONSE TO FACULTY

FACULTY	VGOOD	GOOD	SAT	UNSAT
A	63.11	31.56	5.33	0
B	58.22	35.11	6.67	0
C	59.33	33.56	7.11	0
D	53.55	36.67	9.78	0
E	65.77	28.90	5.33	0
F	59.11	35.56	5.33	0
G	56.44	40.00	3.56	0



Faculty Overall Score



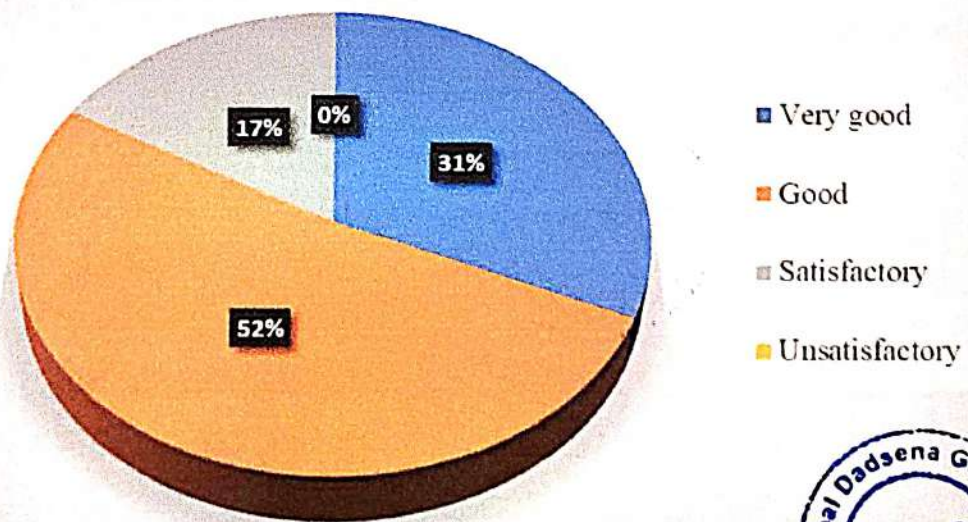
FACULTY FEEDBACK 2019-20

SCORING			
4	3	2	1
A	B	C	D
Very good	Good	Satisfactory	Unsatisfactory

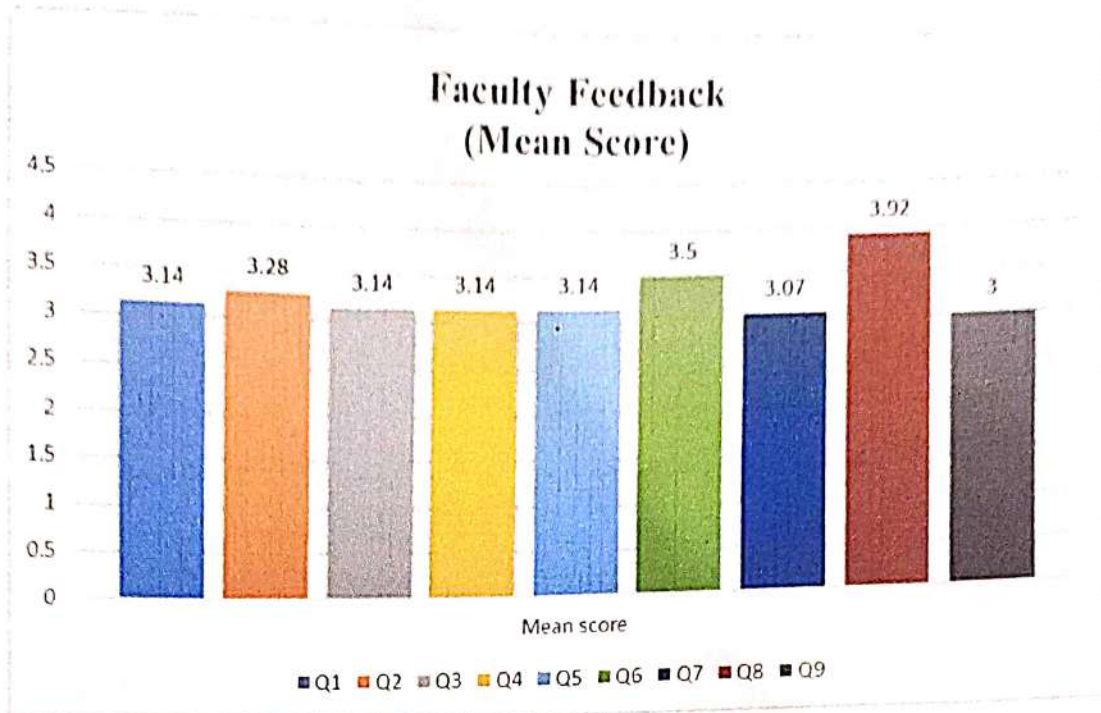
No. of Faculty participating – 14

Faculty Feedback – Academic

Faculty Feedback (Percentage Score)



PERCENT RESPONSE



ACTION TAKEN REPORT

The overall score given by students and faculty was circulated among the faculty members, guest faculty and JBS faculty to take necessary measures with the request for improvement in teaching.

Name of Faculty

Professor in charge

Feedback



Shree
Principal

Chandrapal dadsena Govt.
College Pithora
Distt-Mahasamund(C.G.)

Chandrapal Dadsena
Government College,
Pithora,
Mahasamund (C.G.)

PARENT, ALUMNI & EMPLOYER

Feedback Report

2019-20

duw



S. S. S.
Principal
Govt College Pithora
Distt Mahasamund(C G)

Result Analysis & Reports

PARENT FEEDBACK – ACADEMIC

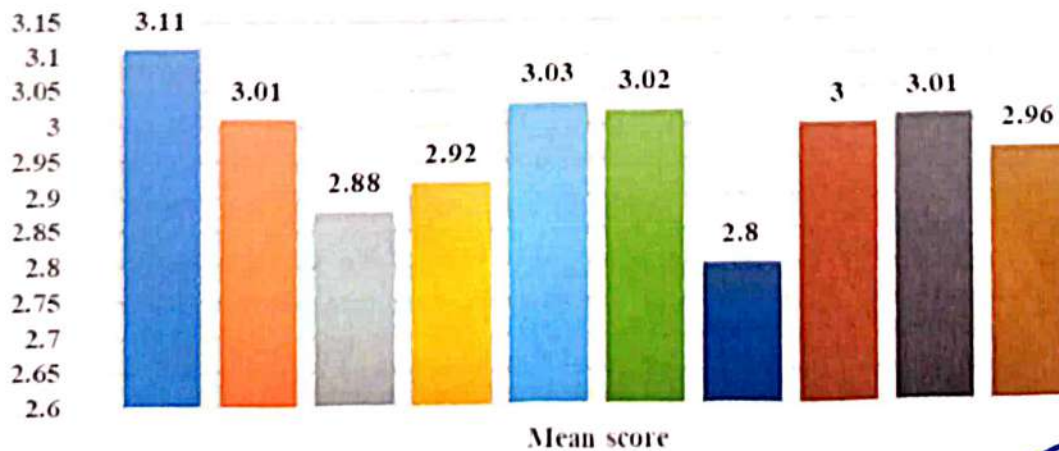
SCORING			
4	3	2	1
A	B	C	D
Very good	Good	Satisfactory	Unsatisfactory

Questions Parent Feedback form

Q. No.	Parameters
Q1	Guidance provided by the teachers for exam preparation
Q2	Contribution of the college in the personality development of the students
Q3	Interest taken by the college management in solving your problems
Q4	The College environment for competitive exams
Q5	The Level of the teacher-student relationship
Q6	The Standard of syllabus prescribed for different classes
Q7	The college's response to your complaints
Q8	The level of teaching of the professors
Q9	Level of personal relationship of the professors with the students
Q10	The status of the college in terms of modern education tools

No. of Parents participating = 163

Parent Feedback (Mean Score)

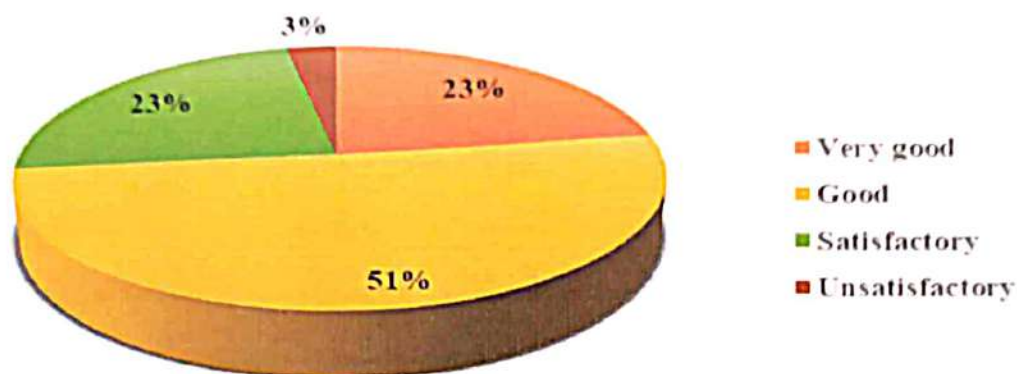


■ Q1 ■ Q2 ■ Q3 ■ Q4 ■ Q5 ■ Q6 ■ Q7 ■ Q8 ■ Q9 ■ Q10



PERCENT RESPONSE

Parent Feedback (Percentage Score)



ALUMNI FEEDBACK – ACADEMIC

SCORING				
5	4	3	2	1
A	B	C	D	E
Excellent	Very good	Good	Satisfactory	Unsatisfactory

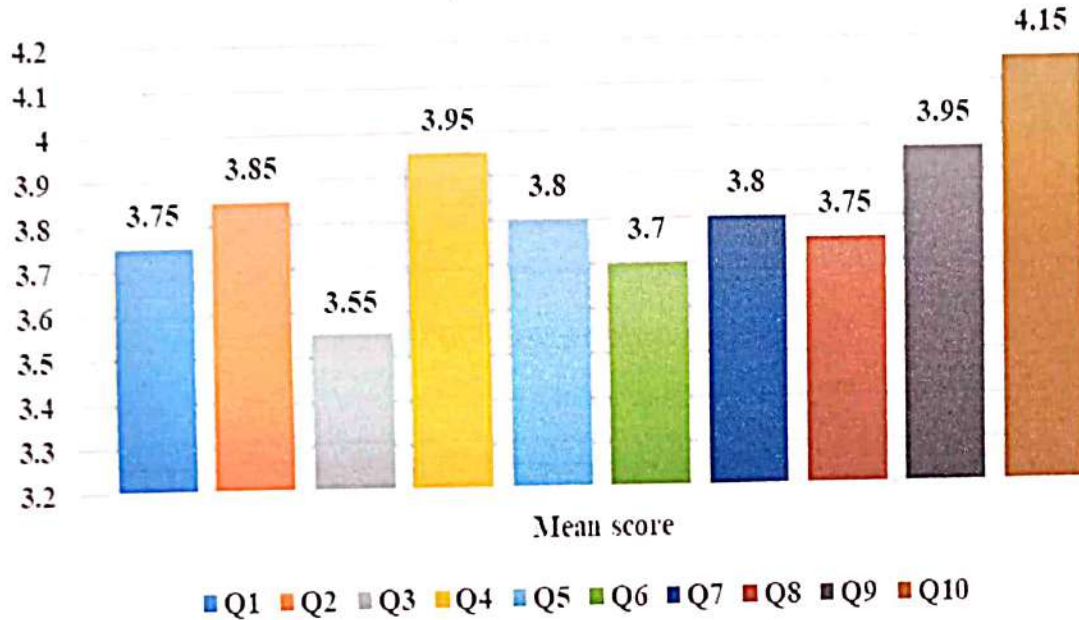
Questions Alumni Feedback form

Q. No.	Parameters
Q1	Your experience regarding learning in this college
Q2	Standard of education system in the college
Q3	How was the college management
Q4	The level of guidance from the professors
Q5	Experience with practical work and laboratory staff in the college
Q6	Level of sports system in the college
Q7	Level of improvement in the educational system of the college in the present time as compared to the past
Q8	What was the level of cultural activities in the college
Q9	What was the role of the college in the development of moral values
Q10	How was the behaviour of the professors towards the students



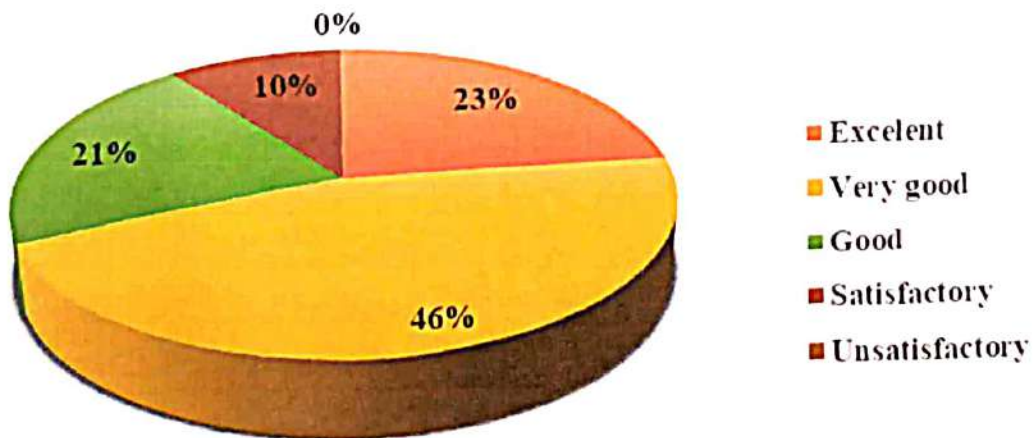
No. of Faculty participating – 20

Alumni Feedback (Mean Score)



PERCENT RESPONSE

Alumni Feedback (Percentage Score)



EMPLOYER FEEDBACK – ACADEMIC

SCORING			
4	3	2	1
A	B	C	D
Very good	Good	Satisfactory	Unsatisfactory

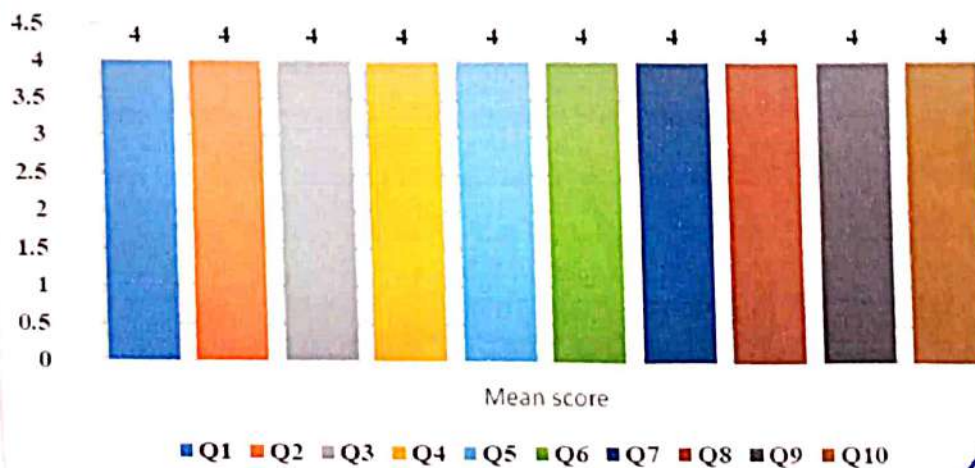
SCORING			
4	3	2	1
A	B	C	D
Yes	Less	No	No Comment

Questions Employer Feedback form

Q. No.	Parameters
Q1	Working level of the employee
Q2	Discipline level of the employee
Q3	Behaviour of the employee with his/her colleagues
Q4	Does the employee use his ability/skills in the interest of the organization
Q5	Are the tasks assigned to the employee completed within the time limit
Q6	Level of use of modern technologies by the employee
Q7	Employee's level of loyalty to towards the organization
Q8	Level of employee's ethics/morality
Q9	Employee's attitude towards the problems that arise
Q10	Personality of the employee

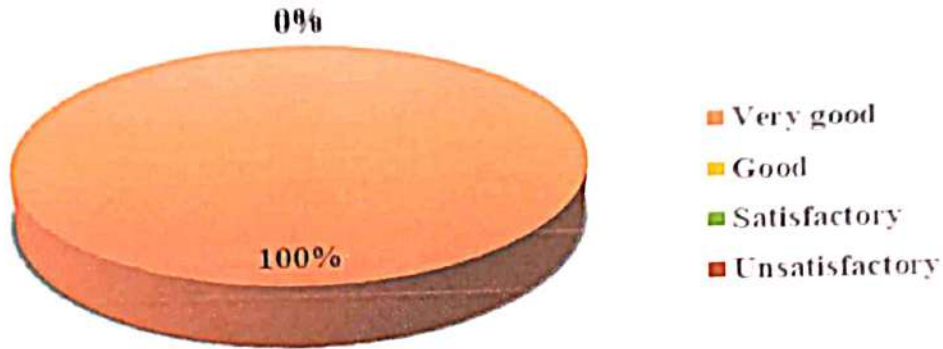
No. of Employer participating = 2

Employer Feedback (Mean Score)



PERCENT RESPONSE

Employer Feedback (Percentage Score)



ACTION TAKEN REPORT

The overall feedback and score given by Parents, Alumni & Employer was circulated and discussed among the Regular faculty, Guest faculty and JBS faculty members in general meeting. Advices, suggestions and ideas are taken by members to take necessary measures with a request for improvement.

[Handwritten Signature]

Name of Faculty
Professor in charge
Feedback

[Handwritten Signature]

Principal
Govt Collage Pithora
Distt Mahasamund(C G)



Summary of feedback Analysis: Result, interpretation & Action Taken Report


Session 2019-20

Students' Overall Rating for the program

Q. No.	Parameters	Very Good	Good	Satisfactory	Unsatisfactory	Total
Q1	Depth of the course content including project work, if any	54.55%	39.26%	6.20%	0%	100%
Q2	Extent of coverage of course	51.65%	38.84%	9.50%	0%	100%
Q3	Applicability / relevance to real life situations	53.72%	38.43%	7.85%	0%	100%
Q4	Learning value (in terms of knowledge, concepts, manual skills, and analytical abilities and broadening perspectives)	60.74%	30.58%	8.68%	0%	100%
Q5	Clarity and relevance of textual reading material	60.74%	33.06%	6.20%	0%	100%
Q6	Relevance of additional source material (online/library)	49.17%	43.39%	7.44%	0%	100%
Q7	Extent of effort required by students	58.26%	30.17%	11.57%	0%	100%
Q8	Provision of sufficient time for feedback	56.61%	35.95%	7.44%	0%	100%
Q9	Overall rating	65.70%	28.10%	6.20%	0%	100%
Overall percentage of Student feedback		56.80%	35.31%	7.90%	0%	100%

Duly filled Student feedback forms of 242 students of B.A., B.Sc., B. Com., M.A. (History, English, Hindi) for the session 2019-20 have been collected online through Google form. Results of feedback reveals that 56.80 % students rated the program 'very good', 35.31 % rated it 'good', 7.9% rated it 'satisfactory' and no one finds it 'unsatisfactory'. However, the college is consistently working for improvement.





 Principal
 Chandrapal dadsena Govt.
 College Pithora
 Distt-Mahasamund(C.G.)

Students' Overall Rating for the teachers

Q. No.	Parameters	Very Good	Good	Satisfactory	Unsatisfactory	Total
Q1	Knowledge base of the teacher (as perceived by student)	62%	31.43%	6.57%	0%	100%
Q2	Communication Skills (in terms of articulation and comprehensibility)	60.57%	33.14%	6.29%	0%	100%
Q3	Sincerity / Commitment of the teacher	56.57%	36.57%	6.86%	0%	100%
Q4	Interest generated by the teacher	61.71%	32.86%	5.43%	0%	100%
Q5	Ability to integrate course material with environment/other issues, to provide a broader perspective	56.57%	37.43%	6%	0%	100%
Q6	Ability to integrate content with other courses	56.29%	37.43%	6.29%	0%	100%
Q7	Accessibility of the teacher in and out of the class (includes availability of the teacher to motivate further study and discussion outside class)	56.57%	36.57%	6.86%	0%	100%
Q8	Ability to design quizzes/Tests/ assignments/ examinations and projects to evaluate students understanding of the course	55.71%	37.71%	6.57%	0%	100%
Q9	Overall rating	68.29%	27.14%	4.57%	0%	100%
	Overall percentage of Students' feedback	59.37%	34.48%	6.16%	0%	100%

In Students' feedback for teachers, results of feedback reveal that students rated all the teachers 'satisfactory' and above. In teaching skills of teachers 59.37% of students rated 'very good' 34.48% rated it 'good', 6.16% rated it 'satisfactory' and 0% 'unsatisfactory' and students are satisfied with the online teaching of the faculties. However, these remains always a scope for improvement and college always works for it.





Principal
 Chandrapal dadsena Govt.
 College Pithora
 Distt. Mahasamund (C.G.)

Teachers' Overall Rating for the program

Q. No.	Parameters	Very Good	Good	Satisfactory	Unsatisfactory	Total
Q1	Depth of the course content including project work, if any	28.57%	57.14%	14.29%	0%	100%
Q2	Extent of coverage of course	28.57%	71.43%	0%	0%	100%
Q3	Applicability / relevance to real life situations	35.71%	42.86%	21.43%	0%	100%
Q4	Learning value (in terms of knowledge, concepts, manual skills, and analytical abilities and broadening perspectives)	42.86%	28.57%	28.57%	0%	100%
Q5	Clarity and relevance of textual reading material	21.43%	71.43%	7.14%	0%	100%
Q6	Relevance of additional source material (online/library)	50%	50%	0%	0%	100%
Q7	Extent of effort required by students	28.57%	50%	21.43%	0%	100%
Q8	Provision of sufficient time for feedback	28.57%	35.71%	35.71%	0%	100%
Q9	Overall rating	21.43%	57.14%	21.43%	0%	100%
Overall percentage of Teachers' feedback		31.75%	51.59%	16.67%	0%	100%

Duly filled Teachers' feedback forms from 14 teachers of B.A., B.Sc., B. Com., M.A. (History, English, Hindi) Program for the session 2019-20 have been collected online. Results of feedback reveals that 31.75 % teachers believe that program is 'very good', 51.59% find it 'good', 16.67% find it 'satisfactory' and no one finds it 'unsatisfactory'. Still college is facing some problem in online classes due to connectivity issues with students. The matter is informed to the higher authority for improvement, college is working on it and we are hoping problem will not continue in future.



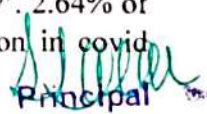

 Principal
 Chandrapal dadsena Govt.
 College Pithora
 Masamund(C.G.)

Parents' Feedback Overall Rating

Q. No.	Parameters	Very Good	Good	Satisfactory	Unsatisfactory	Total
Q1	Guidance provided by the teachers for exam preparation	33.13%	46.63%	18.40%	1.84%	100%
Q2	Contribution of the college in the personality development of the students	28.22%	47.24%	22.70%	1.84%	100%
Q3	Interest taken by the college management in solving your problems	22.09%	47.85%	26.99%	3.07%	100%
Q4	The College environment for competitive exams	26.99%	43.56%	23.93%	5.52%	100%
Q5	The Level of the teacher-student relationship	28.83%	47.24%	22.70%	1.23%	100%
Q6	The Standard of syllabus prescribed for different classes	28.83%	46.63%	22.70%	1.84%	100%
Q7	The college's response to your complaints	23.93%	36.20%	36.20%	3.68%	100%
Q8	The level of teaching of the professors	27.61%	47.85%	22.09%	2.45%	100%
Q9	Level of personal relationship of the professors with the students	28.83%	46.01%	22.70%	2.45%	100%
Q10	The status of the college in terms of modern education tools	28.22%	42.33%	26.99%	2.45%	100%
Overall percentage of Parents' feedback		27.67%	45.15%	24.54%	2.64%	100%

Duly filled Parents' feedback forms from 163 Parents for the session 2019-20 have been collected online. Results of feedback reveals that 27.67 % parents rated it 'very good', 45.15% find it 'good', 24.54% find it 'satisfactory' and only 2.64% find it 'unsatisfactory'. 2.64% of parents who find it unsatisfactory is due to lack of interaction and coordination in covid situation couldn't make it happen.




 Principal
 Chandrapal dadsena Govt
 College Pithora
 Dist-Mahasamund(C.G.)

Alumni's Feedback Overall Rating

Q. No.	Parameters	Excellent	Very Good	Good	Satisfactory	Unsatisfactory	Total
Q1	Your experience regarding learning in this college	20%	45%	25%	10%	0%	100%
Q2	Standard of education system in the college	20%	55%	15%	10%	0%	100%
Q3	How was the college management	25%	30%	20%	25%	0%	100%
Q4	The level of guidance from the professors	30%	45%	15%	10%	0%	100%
Q5	Experience with practical work and laboratory staff in the college	20%	45%	30%	5%	0%	100%
Q6	Level of sports system in the college	25%	35%	25%	15%	0%	100%
Q7	Level of improvement in the educational system of the college in the present time as compared to the past	20%	50%	20%	10%	0%	100%
Q8	What was the level of cultural activities in the college	20%	50%	15%	15%	0%	100%
Q9	What was the role of the college in the development of moral values	20%	55%	25%	0%	0%	100%
Q10	How was the behaviour of the professors towards the students	35%	45%	20%	0%	0%	100%
Overall percentage of Alumni's feedback		23.5%	45.5%	21%	10%	0%	100

Duly filled Alumni's feedback forms from 20 Alumni for the session 2019-20 have been collected online. All the alumni feel proud as the students of this college. Results of feedback reveals that 23.5 % alumni rated it 'Excellent', 45.5% find it 'very good', 21% find it 'good', 10% find it 'satisfactory' and no one finds it 'unsatisfactory'. Their suggestions are welcomed & college is consistently working for improvement.

S. S. S.
Principal

Chandrapal dadsena Govt
College Pithora
Distt-Mahasamund(C.G.)



Employer's Feedback Overall Rating


Q. No.	Parameters	Very Good	Good	Satisfactory	Unsatisfactory	Total
Q1	Working level of the employee	100%	0%	0%	0%	100%
Q2	Discipline level of the employee	100%	0%	0%	0%	100%
Q3	Behavior of the employee with his/her colleagues	100%	0%	0%	0%	100%
Q4	Does the employee use his ability/skills in the interest of the organization	100%	0%	0%	0%	100%
Q5	Are the tasks assigned to the employee completed within the time limit	100%	0%	0%	0%	100%
Q6	Level of use of modern technologies by the employee	100%	0%	0%	0%	100%
Q7	Employee's level of loyalty to towards the organization	100%	0%	0%	0%	100%
Q8	Level of employee's ethics/morality	100%	0%	0%	0%	100%
Q9	Employee's attitude towards the problems that arise	100%	0%	0%	0%	100%
Q10	Personality of the employee	100%	0%	0%	0%	100%
Overall percentage of Employer's feedback		100%	100%	0%	0%	100%

Duly filled Employers' feedback forms for the session 2021-22 have been collected online. All the employers are satisfied with their employees (students of this college) in terms of their skills, behaviour, performance, personality, loyalty, moral & ethics. Results of feedback reveals that 100% employers rated it 'very good', and no one find it 'good', 'satisfactory' and 'unsatisfactory'. Suggestions of employers are welcomed & college is consistently working for overall improvement of the present batches.

Action Taken by Feedback Committee

The feedback has been taken from students for their respective courses and faculties, parents, alumni, & employer. Suggestions and problems discussed in online staff council meeting. Problem and suggestion have been resolved through proper discussion and actions have been taken for betterment. During Covid new techniques are implemented to teach as per requirement of students. All faculties were advised to conduct extra classes and try to resolve the difficulties of students and modify teaching styles as per the present needs.




 Principal
 Chandrapal Dadsena Govt. College Pithora
 Distt-Mahasamund(C.G.)